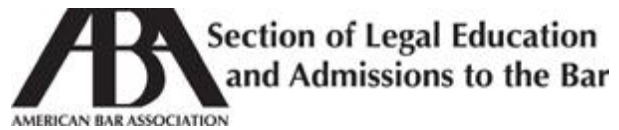


ARIZONA, UNIVERSITY OF - 2010 GRADUATES
P.O. Box 210176 1201 E. Speedway
Phone : 520-621-1373
Tucson, AZ 85721
Website : <http://www.law.arizona.edu>



EMPLOYMENT SUMMARY FOR 2010 GRADUATES

| Employment Status | FULL TIME | | PART TIME | | NUMBER |
|---|-----------|-------|-----------|-------|------------|
| | Long | Short | Long | Short | |
| Employed – Bar Passage Required | 119 | 0 | 2 | 0 | 121 |
| Employed – JD Advantage | 13 | 0 | 0 | 0 | 13 |
| Employed – Professional Position | 2 | 0 | 0 | 0 | 2 |
| Employed – Non-Professional Position | 2 | 0 | 1 | 0 | 3 |
| Employed – Job Category Undeterminable* | 0 | 0 | 0 | 0 | 0 |
| Pursuing Graduate Degree Full-Time | | | | | 4 |
| Unemployed – State Date Deferred | | | | | 0 |
| Unemployed – Not Seeking | | | | | 8 |
| Unemployed – Seeking | | | | | 6 |
| Employment Status Unknown | | | | | 2 |
| Total graduates | | | | | 157 |

*A graduate in undeterminable category may or may not have a term defined

| Law School/University Funded Position | FULL TIME | | PART TIME | | NUMBER |
|--|-----------|-------|-----------|-------|--------|
| | Long | Short | Long | Short | |
| Of Employed – Law School University Funded | 0 | 0 | 0 | 0 | 0 |

| Employment Type | FULL TIME | | PART TIME | | NUMBER |
|---------------------------|-----------|----------|-----------|----------|------------|
| | Long | Short | Long | Short | |
| Law Firms | | | | | |
| Solo | 2 | 0 | 0 | 0 | 2 |
| 2-10 | 24 | 0 | 1 | 0 | 25 |
| 11-25 | 11 | 0 | 0 | 0 | 11 |
| 26-50 | 1 | 0 | 0 | 0 | 1 |
| 51-100 | 3 | 0 | 0 | 0 | 3 |
| 101-250 | 4 | 0 | 0 | 0 | 4 |
| 251-500 | 5 | 0 | 0 | 0 | 5 |
| 501+ | 3 | 0 | 0 | 0 | 3 |
| Unknown | 2 | 0 | 0 | 0 | 2 |
| Business & Industry | 13 | 0 | 0 | 0 | 13 |
| Government | 22 | 0 | 0 | 1 | 23 |
| Pub. Int (inc. Pub. Def.) | 14 | 0 | 0 | 0 | 14 |
| Federal | 6 | 0 | 0 | 0 | 6 |
| State & Local | 23 | 0 | 0 | 0 | 23 |
| Other | 0 | 0 | 0 | 0 | 0 |
| Academia | 4 | 0 | 0 | 0 | 4 |
| Employer type unknown | 0 | | | | 0 |
| Total | | 0 | 0 | 0 | 139 |

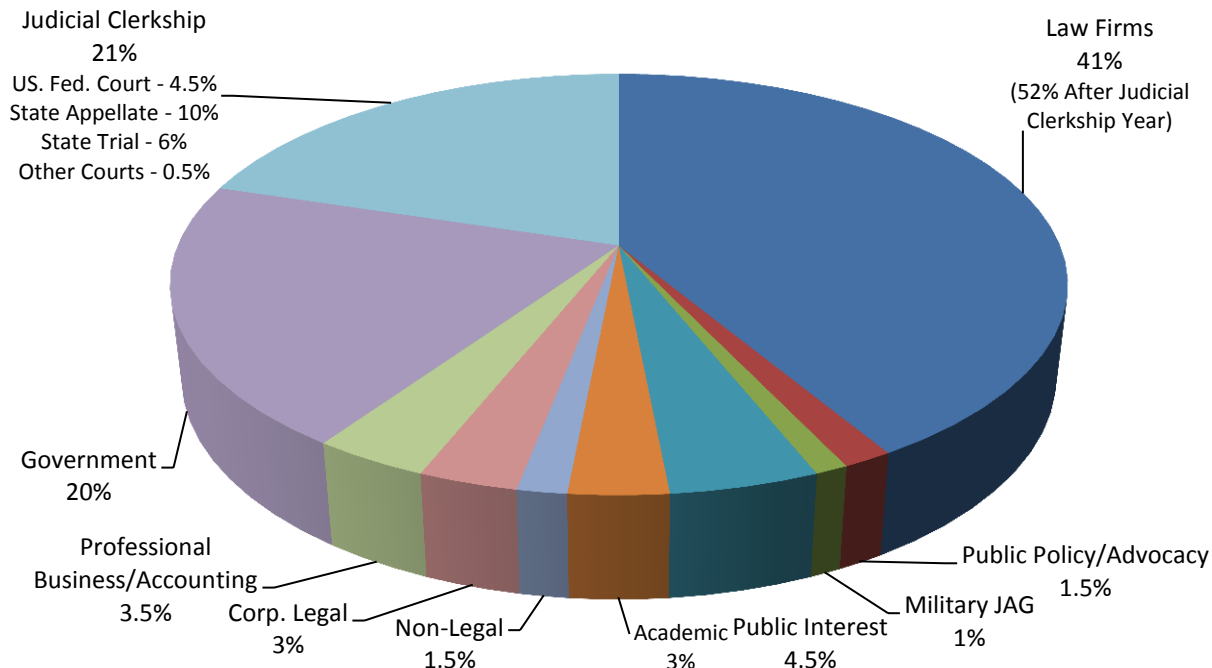
| Employment Location | State | Number |
|---|----------------------|--------|
| State# - largest employment | Arizona | 94 |
| State# - 2nd largest employment | California | 10 |
| State# - 3 rd largest employment | District of Columbia | 5 |
| # employed in foreign countries | | 1 |

UNIVERSITY OF ARIZONA
JAMES E. ROGERS COLLEGE OF LAW

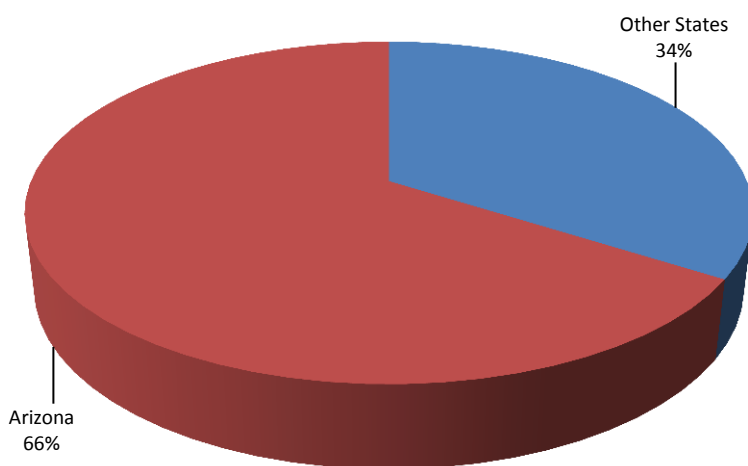
CLASS OF 2010 EMPLOYMENT STATISTICS

Total # in Class = 159 (100%)
Total # Employed Entire Class = 139/159 (87.5%)
Total # Pursuing Advanced Degree = 4/159 (2.5%)
Total # Seeking Employment = 6/159 (4%)
Total # Not Seeking Employment = 8 (5%)
Total # Unknown = 2 (1%)

BREAKDOWN OF EMPLOYED BY TYPE (# /139)



DISTRIBUTION OF EMPLOYED STUDY BY GEOGRAPHIC REGION (# /139)



| # in States Other Than AZ | |
|---------------------------|----|
| CA | 10 |
| CO | 3 |
| DC | 5 |
| IL | 1 |
| IN | 1 |
| MA | 1 |
| MD | 1 |
| MN | 2 |
| NH | 1 |
| NJ | 1 |
| NM | 1 |
| NV | 5 |
| NY | 2 |
| OK | 1 |
| PA | 1 |
| TX | 2 |
| UT | 1 |
| WA | 1 |
| WV | 2 |
| Military | 2 |
| Australia | 1 |
| Hong Kong | 1 |
| Japan | 1 |