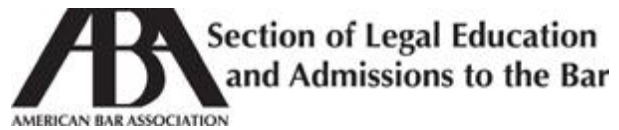


ARIZONA, UNIVERSITY OF - 2009 GRADUATES  
P.O. Box 210176 1201 E. Speedway  
Phone : 520-621-1373  
Tucson, AZ 85721  
Website : <http://www.law.arizona.edu>



## EMPLOYMENT SUMMARY FOR 2009 GRADUATES

Employment Status	FULL TIME		PART TIME		NUMBER
	Long	Short	Long	Short	
Employed – Bar Passage Required	109	0	4	0	113
Employed – JD Advantage	4	0	1	0	5
Employed – Professional Position	2	0	1	0	3
Employed – Non-Professional Position	0	0	1	0	1
Employed – Job Category Undeterminable*	0	0	0	0	0
Pursuing Graduate Degree Full-Time					6
Unemployed – State Date Deferred					0
Unemployed – Not Seeking					2
Unemployed – Seeking					9
Employment Status Unknown					0
<b>Total graduates</b>					<b>139</b>

\*A graduate in undeterminable category may or may not have a term defined

Law School/University Funded Position	FULL TIME		PART TIME		NUMBER
	Long	Short	Long	Short	
Of Employed – Law School University Funded	0	0	0	0	0

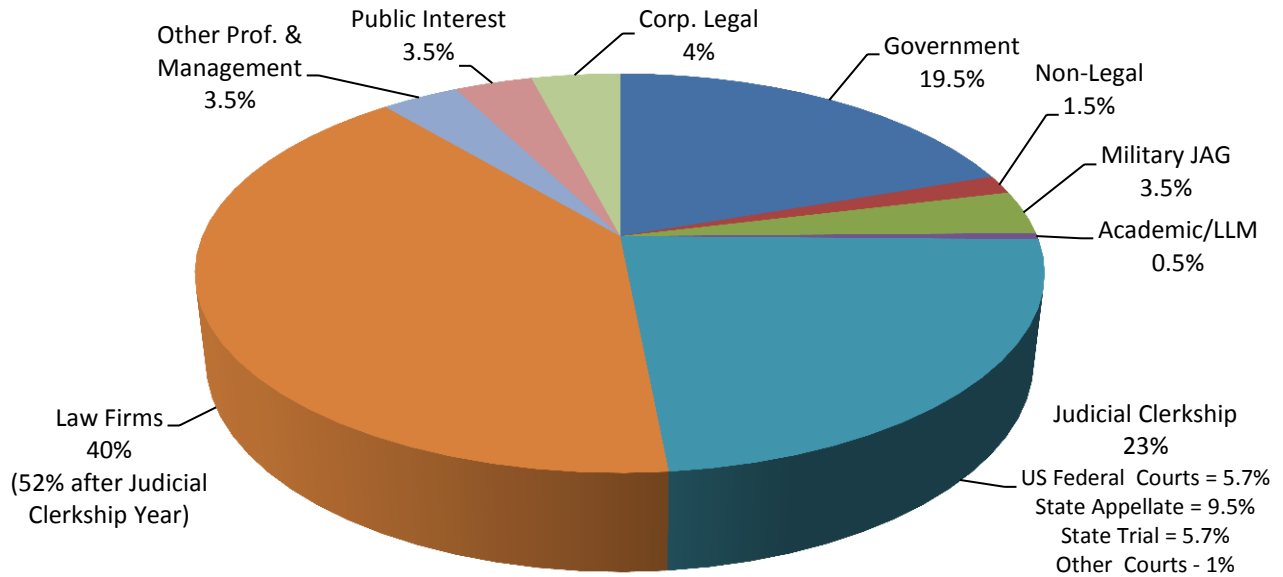
Employment Type	FULL TIME		PART TIME		NUMBER
	Long	Short	Long	Short	
Law Firms					
Solo	3	0	0	0	3
2-10	18	0	0	0	18
11-25	6	0	0	0	6
26-50	0	0	0	0	0
51-100	4	0	0	0	4
101-250	2	0	0	0	2
251-500	3	0	0	0	3
501+	12	0	0	0	12
Unknown	3	0	0	0	3
Business & Industry	10	0	0	0	10
Government	18	0	0	0	18
Pub. Int (inc. Pub. Def.)	13	0	0	0	13
Federal	7	0	0	0	7
State & Local	22	0	0	0	22
Other	0	0	0	0	0
Academia	1	0	0	0	1
Employer type unknown					
<b>Total</b>	<b>139</b>	<b>0</b>	<b>0</b>	<b>0</b>	<b>139</b>

Employment Location	State	Number
State# - largest employment	Arizona	78
State# - 2nd largest employment	California	15
State# - 3 <sup>rd</sup> largest employment	Colorado	5
# employed in foreign countries		2

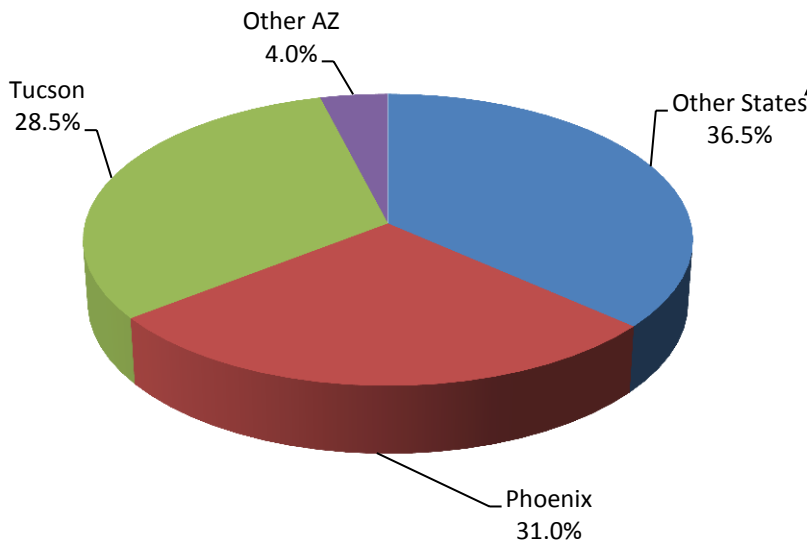
**UNIVERSITY OF ARIZONA**  
**JAMES E. ROGERS COLLEGE OF LAW**  
**CLASS OF 2009 EMPLOYMENT STATISTICS**

**Total in Class = 142 (100%)**  
**Total # Employed Entire Class = 123/142 (87%)**  
**Total # Pursuing LLM/Advanced Degree = 6/142 (4%)**  
**Total # Seeking Employment = 8/142 (5.5%)**  
**Total # Unknown = 4/142 (3%)**  
**Total # Not Seeking Employment = 2/142 (1.5%)**

**BREAKDOWN OF EMPLOYED BY TYPE OF EMPLOYMENT (# ÷/123)**



**DISTRIBUTION OF EMPLOYED BY GEOGRAPHIC REGION (# ÷/123)**



# in States Other Than AZ	
AK	2.0%
CA	15.0%
CO	5.0%
DC	4.0%
IL	1.0%
NM	4.0%
NV	4.0%
NY	4.0%
OR	1.0%
PA	1.0%
TX	1.0%
UT	1.0%
WA	2.0%
Int'l/Mil	2.0%